



## Working from home tasks - 22 June 2020

Remember you can use our timetables to help you to structure your week: a regular routine is very important.

Take part in exercise every day and have fun being with your families - remember to spend time talking and spending quality time together. Contact the school if you need any help with anything or speak to your teacher during your weekly phone call home.

Don't forget to send us your homework either on Google Drive or via [info@carpenters.newham.sch.uk](mailto:info@carpenters.newham.sch.uk)

### Reading

1. Read your reading book at home for at least 10 minutes each day.
2. Take part in a speed sounds lesson each day on the 'Read Write Inc' Youtube Channel.

[https://www.youtube.com/channel/UCo7fbLgY2oA\\_cFCIg9GdxtQ](https://www.youtube.com/channel/UCo7fbLgY2oA_cFCIg9GdxtQ)

Choose the group that is right for you! Ask your teacher when they call, if you're not sure.

3. Please listen and read the fable, 'The Hare and the Tortoise.'

<https://www.bbc.co.uk/teach/school-radio/english-ks1--ks2-aesops-fables-index/z73s6v4>

<http://read.gov/aesop/025.html>

- a. Make up three questions you could ask someone about this fable to test whether they have read it carefully.
- b. Summarise the fable using 20 words or fewer!
- c. Write down some new words you have learnt from this fable.

**Challenge:** What does the fable try to teach us?

4. Read through the Titanic reading task (see resources) and answer the questions....this will help you with your topic homework!

### Writing

#### Aim

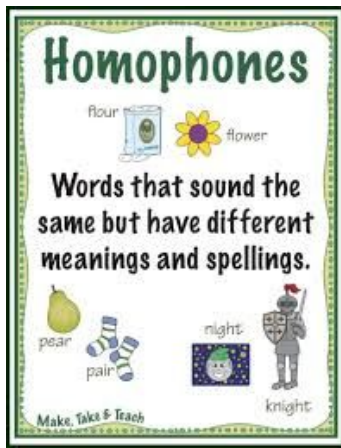
To be able to identify and use a range of homophones (words that sound the same but have a different meaning).

#### Tasks

Look at the daily bbc lessons - watch the videos and have a go at the tasks.

<https://www.bbc.co.uk/bitesize/articles/z7g8jvh>

1. Write down a list of homophones from the video.
2. Create a poster to tell your friends what homophones are.



Watch the story of, 'Nelly the Monster Sitter' (scroll down to find activity 2!)

<https://www.bbc.co.uk/bitesize/articles/z7g8jvh>

What did you think about *Nelly the Monster Sitter*?

Write your opinion of the story (use the sentence starters -if you wish). Try and include lots of detail about what happened and what you thought of it.


- My favourite part was \_\_\_\_\_
- I thought the book was funny because \_\_\_\_\_
- I didn't like when \_\_\_\_\_
- The story would have been better if \_\_\_\_\_

Once you're finished, circle all the times you've used homophones.

**Red:** Explain what a homophone is.

**Select the correct picture to make the homophone.**

Match the pictures to the words.



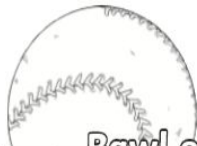
|  |        |  |       |  |        |  |       |
|--|--------|--|-------|--|--------|--|-------|
|  | bare   |  | bear  |  | maid   |  | would |
|  | wood   |  | grate |  | knight |  | hare  |
|  | flower |  | stair |  | night  |  | bee   |
|  | sew    |  | be    |  | so     |  | flour |
|  | great  |  | hair  |  | made   |  | stare |

Green: Explain what a homophone is.

Select the correct word to complete the gap.

## Homophones 1

Fill each gap with the correct homophone.



### Bawl or Ball?

He threw the \_\_\_\_\_ a great distance.

The baby would \_\_\_\_\_ all through the night.

My purple \_\_\_\_\_ burst!

I could hear a \_\_\_\_\_ coming from the cage.

My, how you've \_\_\_\_\_!

The entire class would \_\_\_\_\_ when it was time for a test.

### Grown or Groan?

I could \_\_\_\_\_ the sound of waves crashing.

Come over \_\_\_\_\_, right now!

Can you \_\_\_\_\_ that spooky sound?

### Hear or Here?

### Great

Please \_\_\_\_\_ the pizza.

I had a \_\_\_\_\_

It was Millie's t\_\_\_\_\_

Show or hide toolbar

Print

Save as

Share

Read aloud



Blue: As above, then write a paragraph using a range of homophones. Make sure you use them correctly!!!

**Challenge:** Create your own mini video to teach others what you have learnt about homophones.

## Maths

1. Work on your 'My Maths' every day.
2. Practise your times tables on TT rockstars each day.
3. Log onto Maths with Parents each fortnight.

### **Aim**

This week we would like you to be able to measure in centimetres (cm ) and metres (m).

### **Task**

Look at the daily bbc lessons - watch the videos and have a go at the tasks.

<https://www.bbc.co.uk/bitesize/articles/zcbwr2p>

Please make some notes to answer the following questions :

1. What objects or things are about 1 metre? What is about 10 cm? What is about 1cm? How many cm are equal to 1 metre?
2. Can you make a list of things that you might measure in centimeters? Can you make a list of things that you might measure in meters? Why is it sometimes better to measure in centimeters than meters (and vice versa)?
3. Try to find a ruler or a tape measure at home. Practice measuring things in centimeters- make a record of the measurements. Measure to the nearest cm.

**Challenge:** Explain how you might measure a curved line?

Send your answers to us using the school email address....we can't wait to see the things that you have measured!

## Topic

### **Aim**

To learn about the history and events of the sinking of the Titanic.

### **Tasks**

1. Watch the video/ read the sheets and discuss what you have seen with an adult. What happened? Why?

<https://www.bbc.co.uk/programmes/p029z376> ( A recount from a child).

<https://www.theschoolrun.com/homework-help/titanic>

2. Create a factsheet to share your knowledge of the Titanic disaster. **Make sure that you include a paragraph to explain the main information about when, why and how the accident happened.**



Red: Include a range of facts and figures about how the boat sank.

Green: As above, plus include some images and captions (captions tell us about the images). How do you think people felt at the time?

Blue: Write a report about the sinking of the Titanic. You could structure it like this (below).



|              |   |
|--------------|---|
| Introduction | Introduce what you will be talking about.<br>Who, what, why, where, when            |
| Paragraph 1  | What was the Titanic? Where was it built and when? What was it built for?           |
| Paragraph 2  | When did it set sail? What was life like on board?                                  |
| Paragraph 3  | Disaster strikes! What happened next?<br>How many lives were lost? Why did it sink? |
| Conclusion   | Could the disaster have been prevented?   |

Can you include quotes from an eye witness? Try to use inverted commas to show when someone is talking. E.g. " I saw that the boats were getting full ."

3. Can you use resources you have at home to create your own model boat? Will your boat be able to float?

<https://inspirationlaboratories.com/how-to-build-a-boat/>

| Thrive   | PE   | P4C  | Other  |
|--|--|--|--|
| <p>Team building</p> <p>Build a slide! Design a way to slide your favourite teddy/ action figure down the stairs, off the bed or off the back of the sofa.</p> <p>How could you make it quicker?</p> | <p>Make sure you take part in at least 30 minutes of exercise a day!</p> <p>Try a mixture of classes from:<br/>           -Andy's wild workouts<br/> <a href="https://www.bbc.co.uk/programmes/p06tmmvz">https://www.bbc.co.uk/programmes/p06tmmvz</a><br/>           - PE with Joe<br/> <a href="https://www.youtube.com/playlist?list=PLyCLOPd4VxBvQafyve889qVcPxYEjdSTI">https://www.youtube.com/playlist?list=PLyCLOPd4VxBvQafyve889qVcPxYEjdSTI</a><br/>           - Disney-Themed exercises<br/> <a href="https://www.nhs.uk/10-minute-shake-up/shake-ups">https://www.nhs.uk/10-minute-shake-up/shake-ups</a><br/>           - Yoga for children<br/> <a href="https://www.youtube.com/watch?v=8fVQGRrRKP8">https://www.youtube.com/watch?v=8fVQGRrRKP8</a></p> | <p>Have a family discussion about kindness.</p> <p>Question ideas:</p> <p><i>Are you always kind?</i></p> <p><i>What does it mean to be kind?</i></p> <p><i>Is it easy or hard to be kind?</i></p> | <p>Have a look at this BBC 'staying safe on-line lesson'.</p> <p><a href="https://www.bbc.co.uk/bitesize/articles/zq3gp4j">https://www.bbc.co.uk/bitesize/articles/zq3gp4j</a></p> <p>There are many fun and interesting things you can do using computers. There are amazing apps, wonderful websites and great games to play.</p> <p>But it's important to make sure they are <b>safe</b> before you use them.</p> |

## Useful websites- optional extras

- 1) Superb list of YouTube videos to support with Home Learning all in one place. You can just click on the link rather than have to google and search in other places. This page has links to PE with Joe (30 minute daily PE session at 9am with Joe Wicks), The Maths Factor (Online Maths Tutoring with Carol Vorderman), The world of David Walliams (at 11am each day you can listen to a David Walliams story for 20 minutes), Draw with Rob (Draw along videos with Rob Biddulph), Ruth Miskin (for Phonics videos every day), Myleene's Music Klass (Myleene Klass teaching music videos) and more!  
<https://wakelet.com/wake/fc89440e-cbec-49a6-ac01-0f299c3a8dca>
- 2) All subjects - <https://www.bbc.co.uk/bitesize> Daily lessons for years 1- 6 on a range of subjects
- 3) English: Pobble 365 – A new image is published each day as a basis for creative writing. Story starters, questions and drawing ideas are provided (ENGLISH)  
<https://www.pobble365.com/>
- 4) English: Storytime with Nick – Films of well-loved stories read by Nick Cannon, a trained actor, teacher and trainer (STORIES) <https://www.ruthmiskin.com/en/find-out-more/help-during-school-closure/>
- 5) English :Oxford Owl have a fantastic selection of e-books for children developing their reading skills (READING)  
<https://home.oxfordowl.co.uk/>
- 6) English: Audible, a collection of stories, read aloud, are now available to access for free during the school closure. Google Audible Stories or go to <https://stories.audible.com/start-listen> . For Reception children look at 'Littlest Listens'
- 7) Science: Carole Kenrick site has lots of links and ideas for activities linked to children's learning. It is suitable for EYFS and KS1 and KS2.  
<https://sites.google.com/view/carolekenrick/science-at-home>
- 8) Science: Encounter Edu have fantastic science unit resources to use with your child  
<https://encounteredu.com/teacher-resources/ages>